



Measures of Academic Progress
Interim Assessments
for Grades K – 12



The National Center on Response to Intervention (NCRTI) recognizes MAP K – 12 interim assessments as a universal screener.



How MAP enables teachers and school leaders to make a difference

November 2015

Why MAP growth data are a must-have in the classroom and beyond

Teachers

Every day, you assess your students' knowledge in a number of ways: questions, projects, homework, quizzes, and more. Because educators founded Northwest Evaluation Association™ (NWEA™), we know that understanding each student's learning successes and struggles can help every student learn better—and faster.

“*It used to be that we talked about differentiation but we didn't really provide a lot of time or resources or focus for that. MAP has given us a way to focus. Now teachers have a plan for how they use time for either intervening with students that need it, or providing enrichment to challenge those higher-level students.*”

Dr. Jody Woodrum, Assistant Superintendent for Teaching and Learning, Bulloch County Schools, Georgia

Quick, accurate results from MAP help you create highly targeted, 1:1 instruction

- Inform your instruction using valid, reliable, and immediate data
- Engage your students and families in goal setting
- Track your students' growth from term-to-term and year-to-year

School Leaders

College and career readiness means preparing every student for future success while maximizing teacher effectiveness and district resources. MAP assessment data help pinpoint the instructional needs of each and every student on today's rigorous new state standards, including those of the Common Core. MAP also provides what you need to better assess how and what your programs are doing.

Reliable MAP data empower you to support effective strategies

- Measure the growth of every student over time regardless of on, above, or below grade level performance—even when standards change
- Create and reinforce evidence-informed instructional practices
- Evaluate programs and identify professional development needs
- Compare and predict student achievement and growth over time via exclusive normative and growth information

“*MAP gives us such rich data, such evidence of student learning and challenges, that it lets us analyze program effectiveness in ways we couldn't previously.*”

Mike Cady, Chief Academic Officer, Pewaukee School District, Wisconsin

Maximize every student's learning and growth with MAP

Personalized assessments, precise results. Measures of Academic Progress® (MAP®) computer adaptive interim assessments provide a personalized assessment experience by adapting to each student's learning level. If a student answers a question correctly, the test follows up with a more challenging question. If a student answers incorrectly, the test follows up with an easier question. By adjusting the difficulty of items up or down, MAP precisely measures every student's achievement as well as growth over time.

Real-time, actionable data. After the test, you'll have assessment data—and essential information about what each of your students knows and is ready to learn—within 24 hours.

Short testing times, substantial rewards. Educators around the globe trust research-based MAP and its interactive Learning Continuum to deliver instructional insights that help inform individual student learning paths, classroom instruction, and programmatic decisions.

Partnerships that help teachers act fast. Compass Learning®, Triumph Learning™, Study Island®, Achieve3000®—the top names in electronic curriculum and instruction use MAP scores to match students to appropriate learning activities.

Discover how MAP delivers data when you need it the most: when there's still time to make a difference.

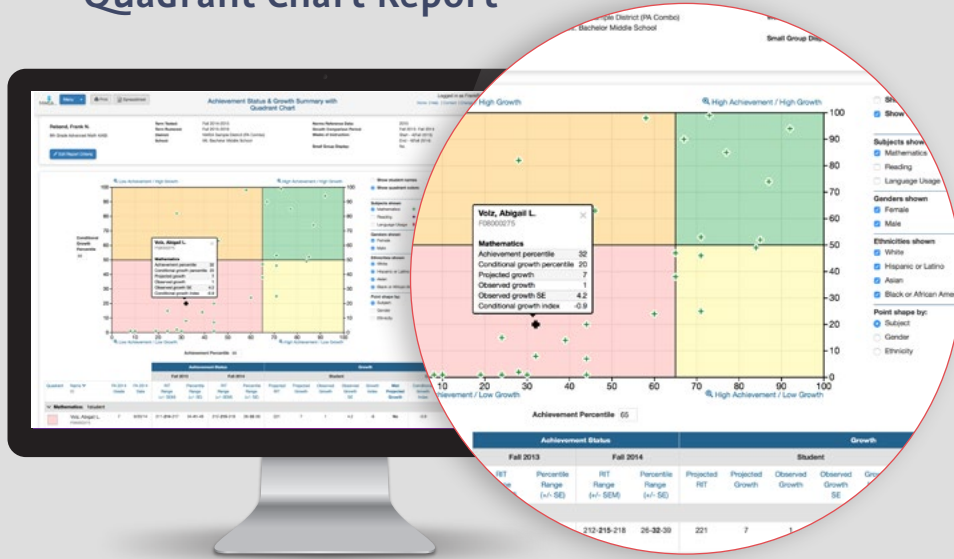
QUICK FACTS

ASSESSMENT TYPE	Computer adaptive interim assessment
GRADE RANGE	MAP for Primary Grades: K – 2; MAP: 2 – 12; MAP for Science: 3 – 9
STRUCTURE	Cross-grade; provides measurement of students who perform on, above, and below grade level
SUBJECTS	MAP for Primary Grades: Reading and mathematics; MAP: Reading, language usage, and mathematics (includes Spanish-language version of MAP Mathematics); MAP for Science: Life, earth, and space sciences
RECOMMENDED USE	3-4/year (with fall, winter, spring, and summer intervals)
TEST TIME	Untimed; times for typical student completion/subject area follow. MAP for Primary Grades: under 30 minutes; MAP and MAP for Science: under 60 minutes. [Shorter times when survey version is used as a placement screener.]
SCREENER USE	Recognized by National Center on Response to Intervention (NCRTI)
ITEM POOL	MAP (grade 2 – 12) tests have 34,000 items; students experience zero item repetition on assessments taken within 14 months
PROFESSIONAL LEARNING OPTIONS	Initial training available online or onsite; ongoing learning available via onsite workshops or coaching

Teachers: Use your MAP data and reports to meet students when and where they need you the most

Q: How can I visualize the growth and achievement of my students?

A: Achievement Status and Growth Report (ASG) Summary with Quadrant Chart Report

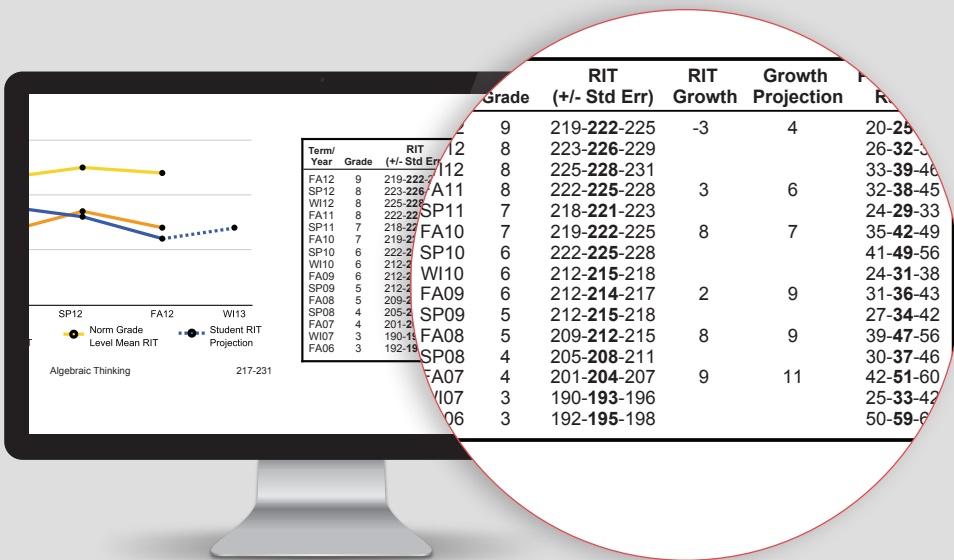


Use to:

- quickly visualize and compare growth and achievement
- see who performs to district or state benchmarks
- set growth goals for each student
- evaluate students' efforts across terms

Q: What's going on with each student's progress—in general and in comparison to his/her peers?

A: Student Progress Report – Mathematics



Use to:

- engage students and parents in learning via explaining areas of strength and concern
- communicate about a student's term-to-term growth
- compare a student's RIT scores to the district's mean score

Make an immediate difference in student learning with real-time data

The comprehensive reporting suite in MAP allows you to see comparisons, growth, and proficiency from term-to-term and year-to-year. You can access most MAP reports instantly, with the balance available within a day. >>>

Plan individual, small group, or whole classroom instruction

Measure student growth and achievement

Diagnose student strengths and opportunities

Increase student and parent engagement

Q: How can I group students for differentiated instruction?

A: Class Breakdown by Goal Report



Use to:

- create skill-based workgroups
- understand skills and concepts students are ready to learn (at individual or group level)

Q: How do I know if a student's ready to learn a skill or concept?

A: The MAP Learning Continuum



Access learning statements via our interactive MAP Learning Continuum.

Use to:

- see what students are ready to learn
- quickly differentiate instruction
- create skill-based workgroups

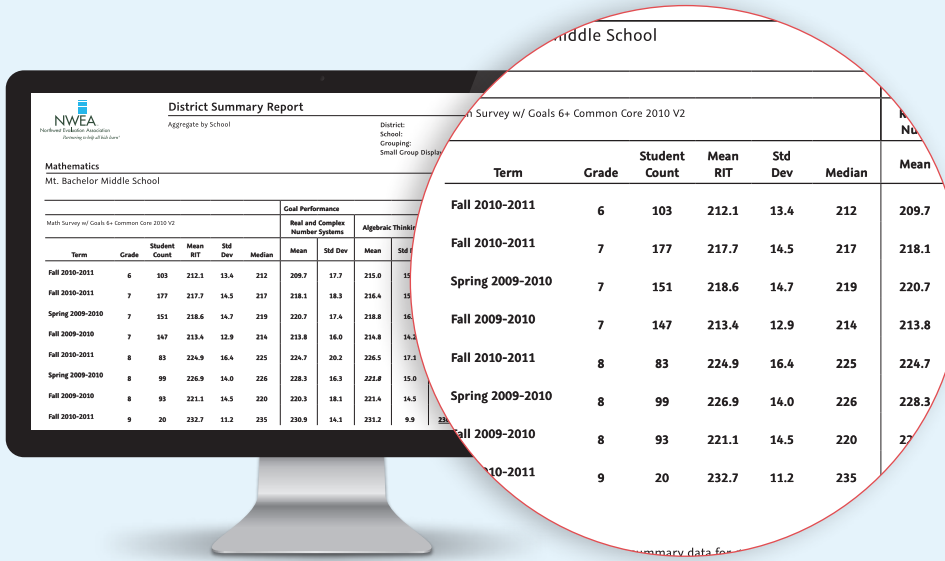
Make an immediate difference in student learning with real-time data

MAP assessments use our RIT (Rasch Unit) scale to create a grade-independent RIT score, which indicates the level of question difficulty a given student is capable of answering correctly about 50% of the time. >>>

School Leaders: Use your MAP data and reports to evaluate programs and monitor student performance

Q: How's my school performing throughout the year—and what does that mean in terms of how and what we're teaching?

A: District Summary by School or District

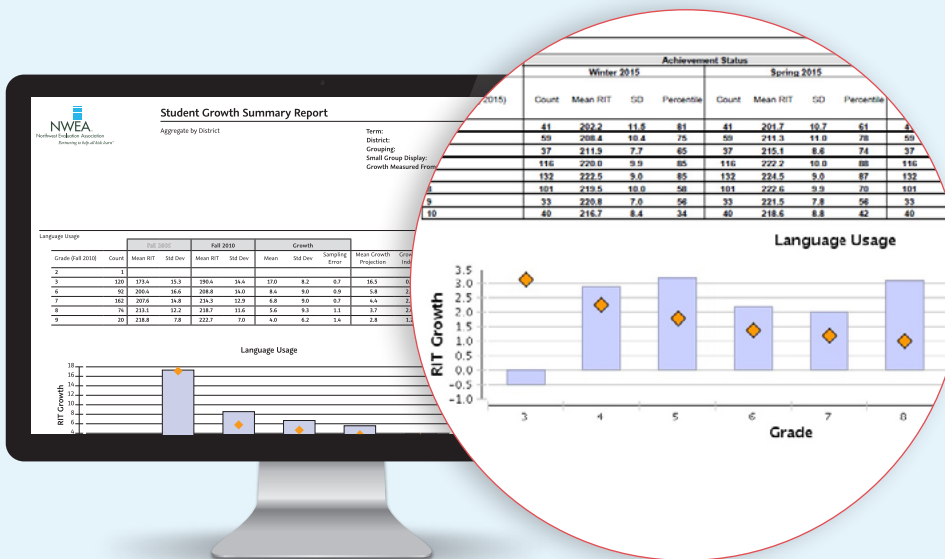


Use to:

- identify performance trends over time and help evaluate programs
- use to compare performance across schools and grade levels

Q: Are my students reaching their projected growth targets?

A: Student Growth Summary by School or District



Use to:

- compare average growth by grade level to national norms

Make an immediate difference in student learning with real-time data

A student's RIT score helps you understand what he or she knows, is ready to learn, and is projected to achieve. Our mature, stable, and reliable RIT scale ensures that the RIT scores you see are both accurate and fair. >>>

Predict state summative assessment performance

Predict college readiness as measured against ACT® benchmarks for students grade 5+

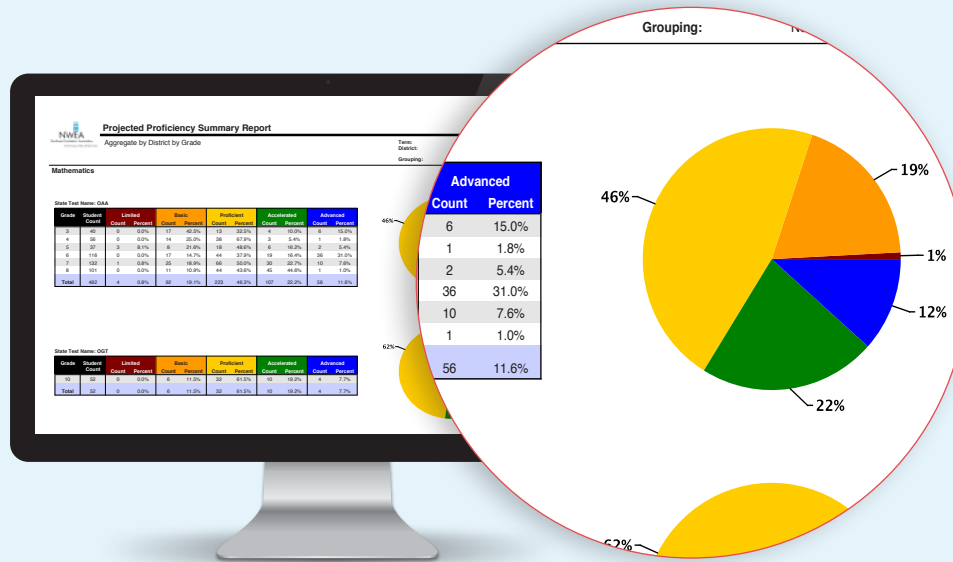
Provide teachers and Professional Learning Communities with specific instructional next steps

Gain insights for school improvement planning

Analyze school or district performance

Q: Are my students likely to achieve proficiency on state standards and/or be ready for college?

A: Projected Proficiency Summary Report



Use to:

- determine interventions
- predict proficiency on state standards
- predict college readiness

Our 360 degree support lets you focus on student success

Implementation manager

Get A–Z support from the start so you're up and running quickly

Account manager

Enjoy streamlined service thanks to your personal contact

Technical support staff


Reach out by phone, email, or click-to-chat when you need help

Professional development specialists

Lay a strong foundation for student success

Make an immediate difference in student learning with real-time data

In any given classroom, students learn and grow at different rates. Because MAP reports illuminate the learning level of students on, above, and below grade level, you'll have the data insights you need for tailoring instruction and making strategic programmatic decisions.



Visit NWEA.org or call 866-654-3246 to find out how NWEA can partner with you to help all kids learn.

Founded by educators nearly 40 years ago, NWEA is a global not-for-profit educational services organization known for our flagship interim assessment, Measures of Academic Progress (MAP). More than 7,600 partners in U.S. schools, school districts, education agencies, and international schools trust us to offer pre-kindergarten through grade 12 assessments that accurately measure student growth and learning needs, professional development that fosters educators' abilities to accelerate student learning, and research that supports assessment validity and informed policy. To better inform instruction and maximize every learner's academic growth, educators currently use NWEA assessments with nearly 8 million students.

© 2015 Northwest Evaluation Association | 121 NW Everett St. Portland, OR 97209 | NWEA.org

MAP, Measures of Academic Progress and Partnering to Help All Kids Learn are registered trademarks and Northwest Evaluation Association and NWEA are trademarks of Northwest Evaluation Association in the U.S. and other countries. The names of other companies and their products mentioned in this brochure are the trademarks of their respective owners.

November 2015 0000861 MAPXX_MTKG10044